

DETACHED GARAGES AND SMALL BUILDINGS INFORMATION SHEET FOR PERMIT APPLICATION

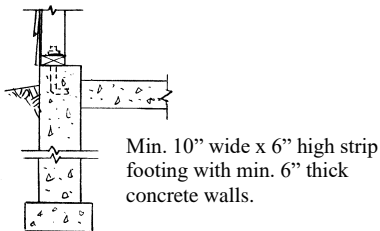
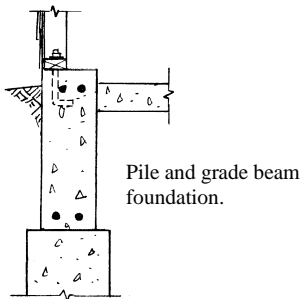
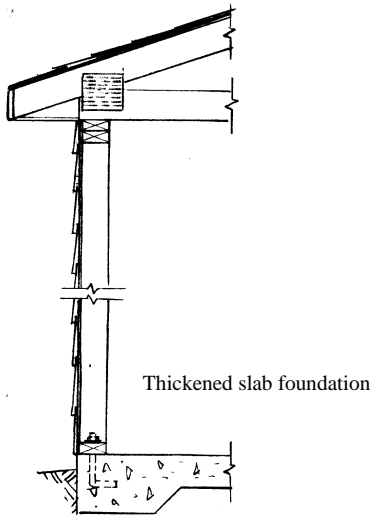
This information indicated on this sheet is the minimum that is required for a garage permit application. This form may be used in lieu of providing a detailed package of drawings provided the building is a typical single storey storage garage or small out-building containing only one occupancy. Please complete this form as best possible and attach it to the building permit application form.

Owner's Name: _____ Phone Number: (____) _____

Municipality: _____

Is the building a "package"? Yes / No. If yes - supplier is _____

Construction details - please be specific



EXAMPLE ROOF

Asphalt Shingles _____
 $\frac{3}{8}$ " waferboard complete with "H" clips _____
 Manufactured trusses at 24" on center _____
 insulation (Min. R-34 required if heated) _____
 6 mil poly (required if heated) _____
 $\frac{1}{2}$ " CD or SR gyproc ceiling (if insulated) _____

YOUR ROOF

EXAMPLE WALL

exterior finish (i.e., stucco or vinyl) _____
 sheathing paper _____
 Min. $\frac{1}{4}$ " o.s.b. sheathing _____
 2 x 4 wall studs at 24" on center _____
 single bottom plate, double top plates _____
 $\frac{1}{2}$ " dia. anchor bolts at 8' O.C. _____
 insulation (Min. R-12 required if heated) _____
 6 mil poly (required if heated) _____
 $\frac{1}{2}$ " drywall on walls (req'd if insulated) _____
 Exterior to weatherproof complete with flashing over all changes in material.
 * specify garage door size _____
 * specify header size _____

YOUR WALLS


Note: A swinging walk-in door is required.

EXAMPLE FOUNDATION

compacted granular fill _____
 4" concrete slab - thickened on edges _____
 (Maximum 592 ft² without engineering)
 Pile and grade beam - provide specifics _____
 Strip footing & 4' pony wall _____

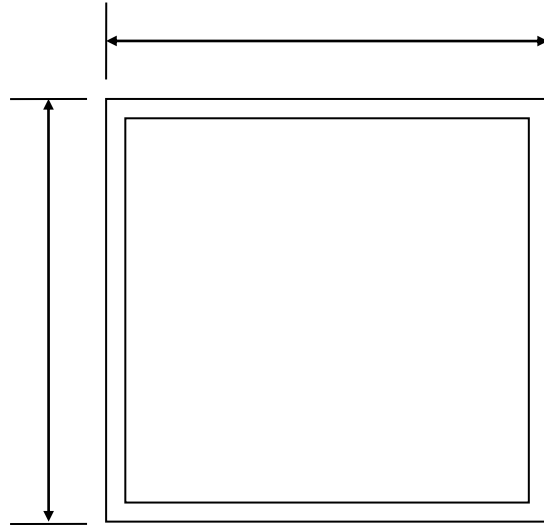
YOUR FOUNDATION

**This page may be completed if your garage is a typical garage resembling these drawings.
 If the building does not resemble these drawings, please submit detailed drawings.
 Note: Floor plan should be at a minimum scale of 1:100.**



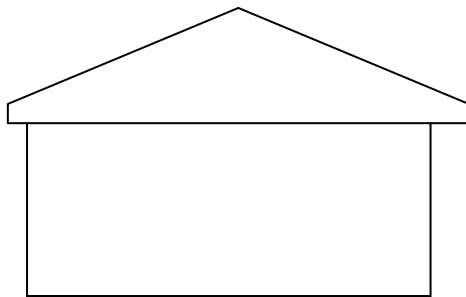
Plot Plan

- Provide a sketch of your lot.
- Show distances to other buildings and to property lines.
- Provide a north arrow.




Floor Plan

- Provide outside dimensions of building.
- Show all doors and windows.
- Show orientation of trusses.
- Show any interior partitioning, together with a description of the rooms.

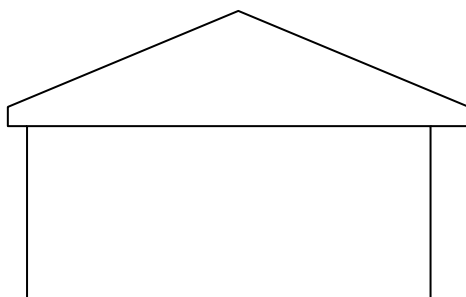


_____ **Elevation**




_____ **Elevation**

Show roof slope



_____ **Elevation**



_____ **Elevation**

Show doors and windows on all elevations. Show building height (height of walls).